

ISUZU
RELIABILITY IS EVERYTHING



N Series & F Series.

Ready-to-Work.

GVM: 4,500 - 26,000 KG

The all-new Isuzu Ready-to-Work range.

Reliability redefined.

When rebuilding Australia's hardest working truck from the ground up, we asked ourselves: 'what does reliability really mean?'

It means being job-ready - whatever the task at hand. It means a 9-speed dual clutch transmission that's so smooth, you'll forget you're in a truck. And an ergonomic cab interior that takes driver comfort to a whole new level.

Our Ready-to-Work range takes the innovative safety features, sleek new cab design and driving efficiencies of our new trucks, and adds a wide range of bodies designed, built and fitted to our standards.

And with an extensive choice of accessories, industry-leading 6 year factory warranty and 24/7 roadside assist on the cab chassis and a 3 year body warranty, our Ready-to-Work range isn't just reliable, it's reliability redefined.



Ready-to-Work range.

The workhorse redefined.

Our Ready-to-Work range is designed for those who need legendary reliability without the wait. It includes a comprehensive selection of bodied trucks designed and built to our specifications. Best of all, every Ready-to-Work truck comes with a 6 year factory warranty on the cab chassis, and a 3 year factory warranty on the body.

Freightpack.

Available in five models with a choice of 10-pallet, 12-pallet or 14-pallet curtain-side body configurations, the Ready-to-Work Freightpack is built to rule the road. It's also loaded with all the features you'd expect for maximum safety and productivity.

Tradepack.

Ready to step things up? The Isuzu Tradepack is built for tradies who need more from their truck - more capacity, more power, and more room to grow your business. Whether you're a builder, plumber, or landscaper, there's a model to suit, with options to suit a car licence (4,500kg GVM) or a truck licence (6,500 and 7,000kg GVM).

Servicepack.

Built like a toolbox. Drives like a truck. The Servicepack and Servicepack X take storage to the next level, with powder coated steel bodies, integrated central locking on doors and lockers, and adjustable shelving designed to fit your business.

Tipper.

Starting with car licence models that can carry well over one tonne, the ever-capable Tipper range goes all the way up to the 14t GVM FSR Tipper for bigger payloads and extra flexibility. The Tri-Tipper takes it further with unique three-way tipping, giving you more ways to get the job done.

Vanpack.

Whatever your business needs to deliver, the all-new Isuzu Vanpack is built to get the job done. It combines comfort, convenience and serious carrying capacity - without the need for a truck licence.

Traypack.

Built to carry more, the all-new Ready-to-Work Traypack offers a truck-sized aluminium tray with body lengths ranging from 3.1m to 4.5m, plus a crew cab option for extra versatility on site or on the road. It's also available with Independent Front Suspension (IFS) on selected models for added comfort on the move.



*Images for illustration purposes only.

Traypack.

Meet your new business partner.

4,500 to 6,500kg GVM

Built to carry more, the all-new Ready-to-Work Traypack offers a truck-sized aluminium tray with body lengths ranging from 3.1m to 4.5m, plus a crew cab option for extra versatility on site or on the road. It's also available with Independent Front Suspension (IFS) on selected models for added comfort on the move.

*Images for illustration purposes only.

- 150PS (110kW) Isuzu diesel engine.
- 5/6-speed Manual & 9-speed Dual Clutch transmission (based on applicable models).
- All-Wheel-Drive available with 9 speed DT and 5 speed MT variants.
- Short and medium wheelbase options.
- Three seats in cabs as standard and seven seats in crew.
- Up to 4.0t towing capacity with suitable genuine towing attachment.
- Isuzu Electronic Stability Control (IESC) (4x2 models).
- 1250 kg/m² floor rating.
- External ratchet rails - rated 600 kg each.
- Heavy duty truck aluminium deck - rated in excess of 5 tonne.
- Cornering lamps.
- Removable dropsides and tailgate with rubber extrusion for easy tie-down access.
- Advanced Driver Assistance Systems (all 4x2, specific AWD/4x4 models).
- Isuzu multimedia system with 10.1 inch screen, digital radio, wired Android auto and Apple CarPlay, voice-control and Bluetooth.
- Coil spring Independent Front Suspension / Leaf Suspension based on applicable models.
- Spring suspended driver's seat (Single cab 4x2 models).
- Driver and passenger side airbags, ABS and ASR.
- Reversing camera comes as standard.



Car licence? You're good to go.

The Traypack can carry and tow more than a typical ute so you can take on bigger jobs and bigger paydays - all on a car licence.




Room for everyone.

Whether you're bringing in the big guns or just travelling solo, the Traypack comes in single and crew cabs to carry you all in comfort. Crew variants are available for the NNR model.



Durability that won't weigh you down.

The Traypack's built-in tray includes a strong heavy duty headboard with drop sides and tie rails. Constructing it in aluminium means a light tare weight that doesn't compromise on body integrity or strength.



We've got your back.

The Traypack comes with a seriously clever rear camera as standard. It doesn't just make reversing safer, you can use it to check your trailer when you're driving forward too. Optional front, side and cargo cameras available at additional cost.

Tradepack.

It's time to trade up.

4,500 to 7,000kg GVM

Ready to step things up? The Isuzu Tradepack is built for tradies who need more from their truck - more capacity, more power, and more room to grow your business. Whether you're a builder, plumber, or landscaper, there's a model to suit, with options to suit a car licence (4,500kg GVM) or a truck licence (6,500 and 7,000kg GVM).

*Featured Beacons, Roof Bar and Chrome Trims are not standard fitment and are available at additional cost.



- 129kW(175PS), 3ltr 4JZ1-TCH engine on 4.5T and 6.5T variants. 140kW(190PS), 5.2ltr 4HK1-TCC engine on 7T variants.
- 4.5m x 2.1m heavy duty tray with two piece drop sides (MWB) and 4.5m x 2.4m (MWB 7T variant).
- 3.6m x 2.1m heavy duty tray with drop sides (SWB).
- Isuzu 6-speed Manual or 9-speed Dual clutch Transmission on 4JZ1 engine. Isuzu 6-speed AMT on 4HK1 engine variants.
- Isuzu Genuine Bull Bar fitted standard. Fully compatible with Isuzu ADAS systems and airbags.
- Isuzu tow bar standard (3,500kg towing capacity with 50mm ball); optional 4,500kg towing with Isuzu 70mm tow ball and tow ball mount.
- Heavy duty reinforced aluminium ladder racks.
- External ratchet rails - rated 600 kg each.
- Reversing camera comes as standard. Additional camera views available as extra cost Accessories.
- 1250 kg/m² floor rating.
- Heavy duty truck aluminium deck - rated in excess of 5 tonne.
- Wide, three-seater, first-class cab.
- Cornering lamps.
- Spring-suspension driver's seat.
- Automatic climate control.
- Isuzu Electronic Stability Control (IESC).
- Advanced Driver Assistance Systems.
- Adaptive Cruise Control.
- Isuzu multimedia system with 10.1 inch screen, digital radio, wired Android auto and Apple CarPlay, voice-control and Bluetooth.
- Driver and passenger airbags, ABS and ASR.

Built smarter.

The Tradepack's built-in tray is designed to carry more in fewer trips, with a heavy duty headboard, upgraded ladder rack, tie rails and split drop sides with rubber extrusion for easy tie down access. Its aluminium construction means a light tare weight without compromising body integrity or strength.



BYD Shark: 13.5m
 Ford Ranger 4x4: 12.9m, Amarok: 12.8m, Nissan Navara 4x2: 12.6m
 Mazda BT50: 12.5m, Mitsubishi Triton 4x2: 12.4m
 Toyota Hilux 4x2: 11.8m
 Isuzu MWB Tradepack: 11.4m

Leave the ute behind.

Our Tradepack models have a better turning circle than many utes, helping you to get out of tight spots on the worksite. And best of all, most models can be driven with a car licence.



Isuzu SWB Tradepack turning circle - 9.6m



Keep it clean.

Worksites can get messy, but your cab doesn't have to. With a built-in wash station, you can clean up on the spot before stepping back inside. It's a small touch that makes a big difference.

TRADEPACK

*Featured accessories not included as standard.

Vanpack.

Pack more into every job.

4,500kg GVM

Whatever your business needs to deliver, the all-new Isuzu Vanpack is built to get the job done. It combines comfort, convenience and serious carrying capacity - without the need for a truck licence.

*Images for illustration purposes only.



- 150PS (110kW) 3.0 litre Isuzu diesel engine with EGR, DPD and SCR Catalyst.
- 9-speed Dual Clutch Transmission (DT).
- All steel construction, 19m³ van body 4.3m(L) x 2.2(W) x 2.1(H).
- Advanced Driver Assistance Systems.
- Heated and powered exterior mirrors.
- Medium wheelbase.
- Cornering lamps.
- First-class cabs come standard with three seats.
- Driver and passenger side airbags, ABS and ASR.
- Isuzu multimedia system with 10.1 inch screen, digital radio, wired Android auto and Apple CarPlay, voice-control and Bluetooth.

No truck licence? No worries.

You don't need a truck licence to drive the Vanpack. Its spacious 4.3m (L) x 2.2m (W) pantech body hauls more than your average van, so you can carry bigger loads and cash in on bigger jobs, all on a car licence.

Stay protected at every turn.

Every Vanpack now includes Intersection Emergency Braking (IEB) as standard. Using an advance side-mounted short-range radar, the system detects vehicles, cyclists or pedestrians crossing your path at intersections - automatically alerting you and applying the brakes if needed to help avoid a collision.



Shift smarter.

The Vanpack's new 9-speed dual clutch transmission enables full power 'milli-second' upshifts to reduce torque loss and provide seamless shifting. It's so smooth, you'll forget you're in a truck.

The best of both worlds.

The Vanpack's 4.3m (L) x 2.2m (W) pantech body uses fibreglass honeycomb panels for added strength, without the weight. With cam-locked barn doors, tie-down rails and interior LED lighting, it's built to deliver.

Servicepack.

Smarter, stronger storage.

4,500 to 8,000kg GVM

Built like a toolbox. Drives like a truck. The Servicepack and Servicepack X take storage to the next level, with powder coated steel bodies, integrated central locking on doors and lockers, and adjustable shelving designed to fit your business.

*Images for illustration purposes only.



Room to grow your business.

The Servicepack range is designed to keep you organised on the go. With lockable compartments for quick tool access and wide gullwing doors opening into a spacious central unit, there's a place for everything – and more room to grow.

- 9-speed Dual Clutch Transmission (DT).
- Efficient Isuzu common rail turbo diesel engines 150-175PS (110-129kW).
- Driver and passenger side airbags, and ABS.
- Anti-Skid Regulator (ASR).
- Isuzu Electronic Stability Control (IESC)*.
- Advanced Driver Assistance Systems (all 4x2, specific AWD/4x4 models).
- Isuzu multimedia system with 10.1 inch screen,
- digital radio, wired Android auto and Apple CarPlay, voice-control and Bluetooth.
- Available in 4x2, 4x4 and AWD.
- Isuzu Electronic Stability Control (IESC).
- Heavy Duty Powder coat finish.
- Light weight hybrid steel and aluminium construction to provide strength and flexibility to cope with the rigors of use in the field.
- Designed and engineered to comply with federal and local OHS.
- LED Internal lighting to all cabinets.
- Door Ajar Alarm to all cabinet doors.
- Flush mounted tie down points rated to 500kg (each).

*Selected models.

Stay nimble.

Need to squeeze into tight spots? The short wheelbase (SWB) Servicepack gives you all the strength of a truck with the agility of a ute, thanks to a smaller tray overhang that makes street or driveway parking simple.

Take on tough.

The AWD NMS and 4x4 NQS models mean business. With front heavy-duty coil or leaf springs, fully-floating axles, and double-acting shock absorbers, they're built to tackle rugged terrain and heavier loads without breaking a sweat.

Peace of mind with one click.

The Servicepack's integrated central locking doesn't just secure the cab, it locks every tool box, side locker and the rear storage unit too. One click, and you're packed up, locked up, and ready to go.

Tipper.

Three ways to tip. Infinite capability.

4,500 to 14,000kg GVM

Starting with car licence models that can carry well over one tonne, the ever-capable Tipper range goes all the way up to the 14t GVM FSR Tipper for bigger payloads and extra flexibility. The Tri-Tipper takes it further with unique three-way tipping, giving you more ways to get the job done.

*Images for illustration purposes only.

- Efficient Isuzu common rail turbo diesel engines 150 - 260PS.*
- A full range of transmissions available with Manual, Automatic, and Automated Manual Transmission options.*
- Driver and passenger SRS airbags, and ECE-R29 certified cab.
- Anti-Skid Regulator (ASR).*
- Three seats in single cabs as standard and seven seats in crew.
- Up to 4.5t towing capacity on select N Series models with Isuzu Genuine Tow Bar kits (available at additional cost).
- Cornering lamps.
- Isuzu Electronic Stability Control (IESC).*
- Advanced Driver Assistance Systems.*
- Isuzu multimedia system with 10.1 inch screen, digital radio, wired Android auto and Apple CarPlay, voice-control and Bluetooth.

*Selected models.

A match made in Japan.

You won't find an aftermarket tipper body on our trucks. Isuzu Tippers are fully manufactured in Japan, with a precision-matched Isuzu chassis and all-steel Shinmaywa body.



More comfort in every drive.

The new ISRI driver's seat features ventilation and heating to keep you comfortable in any season, and is standard in our FRR and FSR Tipper models. It also incorporates an inner seat belt to reduce neck and shoulder pressure, along with optimised lumbar support, adjustable cushioning and rapid descend for easy access.

More than one way to tip.

The NMR Tri-Tipper features a unique three-way tray that gives you more flexibility on site. It tips backwards like a regular tipper – but also to the left and right, making it ideal for tight spots and tricky access jobs.

Sitting comfortably?

Take the work out of your work day. Our tipper control is in-cab mounted so you can stay in control without leaving your seat.



Features designed to lift your business.

The all-new Isuzu Tipper models are built tough and ready for just about any job. With GVMs ranging from 4,500kg to 14,000kg, and durable all-steel tipper decks between 3.2mm and 6.0mm floor (depending on the model), they're made to handle heavy loads with ease. Every model comes standard with an auto-release two-way tailgate and a fast-acting hydraulic hoist that can lift or lower in just 20 seconds. And like all Isuzu trucks, it's backed by our 3 year factory warranty.



Freightpack.

Trusted to deliver every time.

11,000 to 26,000kg GVM

Available in five models with a choice of 10-pallet, 12-pallet or 14-pallet curtain-side body configurations, the Ready-to-Work Freightpack is built to rule the road. It's also loaded with all the features you'd expect for maximum safety and productivity.

*Images for illustration purposes only.

- Efficient Isuzu common rail turbo diesel engines 240PS, 260PS and 300PS.
- 4 and 6-Cylinder engine options.
- Isuzu 6-speed AMT and Allison Automatic.
- ISRI Air Suspension drivers seat on all models.
- First-class cabs come standard with three seats
- ADAS intelligent active safety system with Advanced Emergency Braking (AEB), Full Speed Adaptive Cruise Control (FACC), Lane Keeping Assist (LKA), Traffic Sign Recognition (TSR), Electronic Stability Control (ESC) and more.*
- Safety yellow coloured body steps and grab handles.
- LED lighting for body interior and access steps.
- Driver and passenger side airbags, ABS and ASR.
- Isuzu multimedia system with 10.1 inch screen, digital radio, wired Android auto and Apple CarPlay, voice-control and Bluetooth.

*Selected models.

Streamlined driving efficiencies.

The Freightpack's custom Isuzu air deflector reduces wind resistance while you're on the move, improving fuel efficiency and helping your bottom line.

*Isuzu Air Deflector standard on FVL 14-pallet, FSR 140-260 12-pallet models and FRR 110-240 rest cab 10-pallet.



Always on.

With integrated LED strip lighting and halo lights inside every body, Freightpacks are designed to work around the clock.



Smooth operator.

Available on many of our Freightpack models, the Allison 6-speed Automatic transmission takes the work out of shifting and helps cut down driver fatigue. For even more efficiency on selected models an Automated Manual Transmission (AMT) has been configured.

Dock and load.

Easy-glide curtains with quick-release latches and docking rubbers make light work of loading and unloading, so you can pack more into a day's work.



10-pallet



12-pallet



14-pallet

More comfort in every drive.

The new ISRI driver's seat features ventilation and heating to keep you comfortable in any season. It also incorporates an inner seat belt to reduce neck and shoulder pressure, along with optimised lumbar support, adjustable cushioning and rapid descend for easy access.



Advanced Driver Assistance Systems.

Smarter safety for every road user.

ADAS is a suite of intelligent active safety systems. Each feature works together seamlessly to reduce the chance of an accident or mitigate damage if an accident does occur.

The new Ready-to-Work range improves on Isuzu's already class-leading ADAS to change the way trucks keep drivers and other road users safe.

With innovative features like Traffic Sign Recognition, Full Speed Adaptive Cruise Control and an Intersection Warning System*, your Isuzu truck can help to detect vehicles, pedestrians, obstacles, lanes and traffic signs and react when needed.

*On selected models.



Intersection Warning System

At an intersection, side-mounted short-range radars can detect obstacles or obstructions in the vehicle's path, including cars, bicycles and pedestrians, and alert the driver.

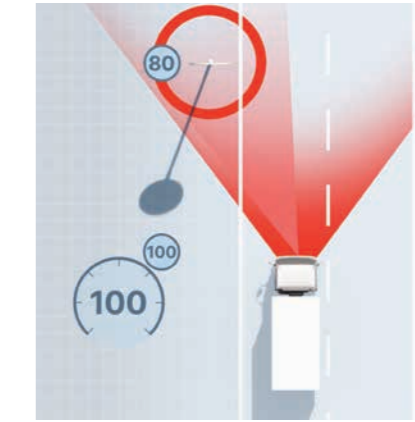
*On selected models.



Intersection Emergency Braking

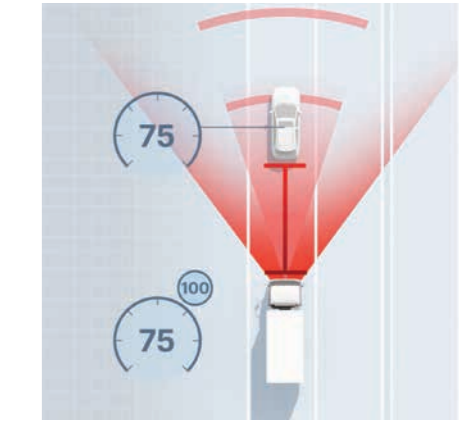
At an intersection, side-mounted short-range radars will detect obstacles or obstructions in the vehicle's path, including cars, bicycles and pedestrians, and alert the driver. If the driver does not respond to the IWS alert, the brakes may be applied autonomously to prevent a collision.

*On selected models.



Traffic Sign Recognition

The ADAS' camera recognises particular traffic signs, including speed limit signs, and informs the driver by displaying them on the dash instrument panel.



Full Speed Adaptive Cruise Control

FACC uses a stereo camera (on N Series models) or a radar and camera (on F Series models) to detect the vehicle in front of the truck, then maintains a set distance from that vehicle by slowing or speeding up the truck accordingly. FACC will work at any speed, so if the vehicle ahead comes to a stop, the truck will too.



Intelligent Speed Limiter

If the TSR detects a change in speed limit, it alerts the driver who can then accept the change to their cruise control speed by operating the resume button.



Attention Assist System

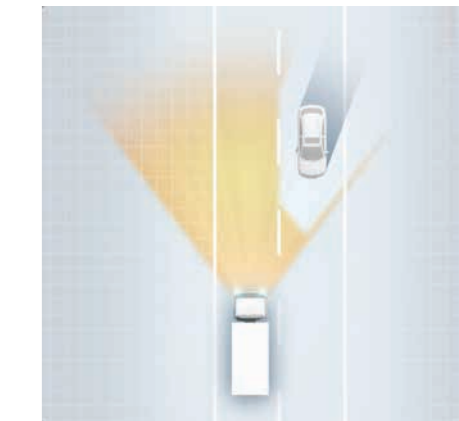
When the truck is moving at speeds above 60 km/hr (on F Series models) or 65 km/hr (on N Series models), AAS will alert the driver if the system detects any inconsistent steering input and will suggest that the driver takes a break.



Lane Keeping Assist

LKA works hand in hand with the truck's cruise control system, helping the driver to maintain lane position while in cruise control. This feature is able to steer the truck back into a central lane position if required.

*Only available on FV F Series 6-Cylinder models.



Adaptive Driving Beam

When the driver uses high beam, the ADAS' camera will detect oncoming vehicles and will turn off sections of LEDs to avoid dazzling oncoming drivers.

*On selected models. Not available on N-Series models.

ADAS technology.

Isuzu intelligence.

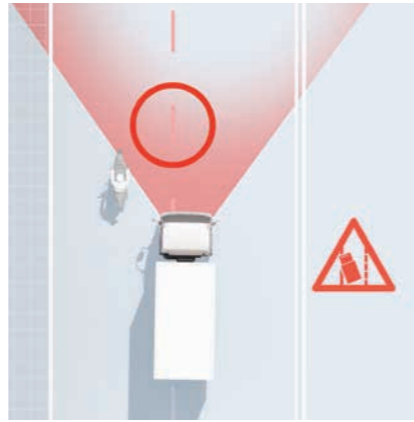
The eyes behind Isuzu's ADAS is a highly effective dual-lens camera on N Series models and a combination of an optical sensor and a milliwave radar on F Series models. It monitors the forward environment to detect objects such as vehicles, pedestrians and cyclists, determine the object and measure its size, distance, and velocity.

*ADAS N Series camera shown.



Advanced Emergency Braking

If the driver fails to brake after the vehicle warns of a pedestrian, cyclist or other vehicle appearing unexpectedly, the AEB system can apply the brakes automatically to avoid a collision. The brake lights will also come on during this process.



Lane Departure Warning

LDW can detect lane markings and provide an audible and visual warning under certain conditions if the driver wanders near or out of the lane. The driver can select two sensitivity settings or switch the feature off.



Electronic Stability Control

ESC uses data from a number of sensors to monitor driver input and vehicle control. If it detects understeer, oversteer or roll-over, ESC can override driver input, reduce power and/or apply individual wheel braking and assist the driver to maintain vehicle control.



Anti-Skid Regulator

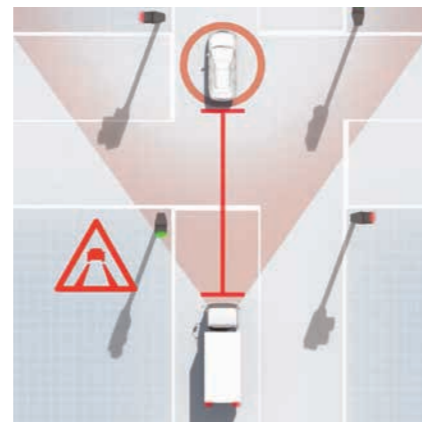
ASR detects when either or both rear wheels are spinning faster than the other on a loose surface, then reduces torque and/or applies the brake to the spinning wheel to improve traction.

*On selected models.



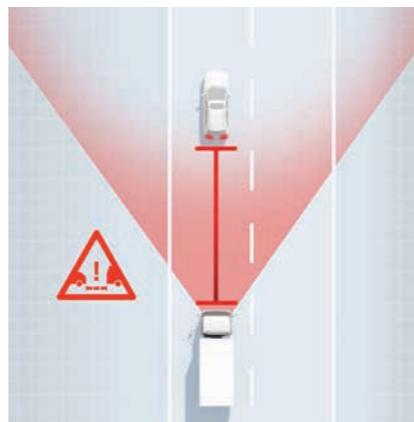
Customisable Speed Limiter

CSL allows vehicle owners to set a predetermined maximum speed that the driver cannot accelerate beyond.



Traffic Movement Warning

TMW monitors stationary vehicles in front of the truck. If the vehicle ahead moves more than a set distance and you don't follow along, an audible and visual warning sounds.



Distance Warning System


DWS helps drivers to maintain a safe distance from the vehicle ahead by giving a warning if a pre-set distance is reached. The driver can choose from four pre-set minimum distances.



Missed Acceleration Mitigation

Available on AMT N Series models, MAM helps to slow the truck's acceleration and mitigate collision damage when the system determines the accelerator pedal is depressed more than needed, such as by accident, while the vehicle is stopped and has an obstacle in front of it.

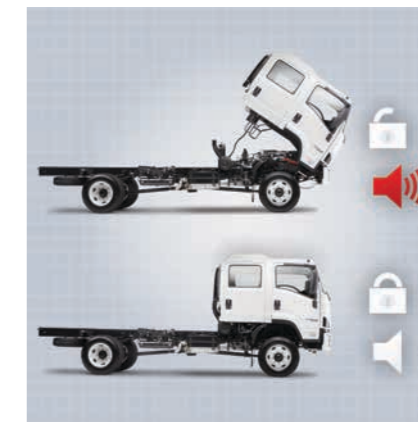
*On selected models.



Hill-Start Aid

HSA is included on trucks with manual transmissions. When the brake pedal is applied on a hill, the brake pressure is maintained until the clutch is released (or eight minutes) to assist in preventing the truck from rolling back.

*On selected models.



Cab Tilt Warning

If CTW recognises that the cab tilt is not fully locked, an audible and visual warning sounds.

Anti-Lock Braking System

ABS determines if a wheel is locked and not turning. It then releases the locked wheel brake and reapplies pressure to reduce locking and maintain control, allowing the driver to effectively steer and brake at same time.

Forward Collision Warning

FCW scans the road ahead to detect vehicles, pedestrians, bicycles, or other obstacles. Using a stereo camera system on N Series models and a combination of a stereo camera system and milliwave radar on F Series Models, FCW enables the truck to judge distance and relative speed in a similar way to human eyesight. If it senses a potential collision, it will warn the driver to brake.

Passive safety features.

Built to protect.

Isuzu's Cabin Occupant Safety Systems (COSS) are a range of passive safety features, for example airbags and ECE-R29 certified cabs, that work seamlessly together to reduce the risk of injury and minimise damage in the event of an accident. They're meticulously designed, fitted and tested to ensure they offer superior protection and reliable performance when you need it most.

Cabin ECE-R29


Isuzu trucks are built to the ECE-R29 safety standard, which is a global test certification from the United Nations. This cabin rating means that the truck's cab has been designed to withstand excessive deforming in case of an incident. This rating isn't currently mandatory in Australia, but cabs that are ECE-R29 approved offer superior protection for their occupants.



Supplementary Restraint System (SRS)

In the event of a collision, the Supplementary Restraint System (SRS) will determine if the incident is above a certain intensity, and deploy airbags in a split second to cushion the cabin occupants and help reduce any injuries.

*For illustration purposes only.



Seat Belt Pretensioner (Driver and Front Passenger)

If the SRS senses sharp deceleration that indicates an accident, it will automatically pretension the seat belt to pull the occupant back into their seat and reduce the chance of injuries.

Anti-Intrusion Bars

Additional reinforcement installed into the structure of the truck's doors, Anti-Intrusion Bars protect cabin occupants in case of an incident.



ECE-R93 Front Underrun Protection Device

The FUPD is a bar mounted behind the standard front bumper, designed to interact with a passenger vehicle's crumple zone and prevent the vehicle from passing underneath the truck. The bar also ensures that the truck's steer wheels are free from interference and allow the driver to maintain steering control after a collision.

*On selected models.

Turbocharged diesel engine.

Higher efficiency. Lower emissions.

Isuzu has developed a new generation of engines that brings together reliable power and improved efficiencies.

Manufactured by Isuzu at the Tochigi Engine Plant, our all-new engines meet the ADR80/04 exhaust emissions regulations.

All engines in the new Ready-To-Work range are designed with Catalytic Reduction (SCR) technology that utilises AdBlue® to reduce the amount of harmful gases being released into the atmosphere, while still giving you the power and torque you need to get the job done.

The new N Series has three Isuzu common rail intercooled turbo-diesel options, ranging from our 110kW (150PS) power plant with 375Nm of torque through to our 140kW (190PS) engine punching out 513Nm.

And in our F Series models, our new engines come in 4 and 6-Cylinder variants, so you'll find the right combination of power and efficiency to meet your business' needs.



*Engine pictured available on N Series models only.


9-speed Dual Clutch Transmission (DT).

EZY Drive.

Experience a more refined drive on N Series models with Isuzu's new 9-speed Dual Clutch Transmission (DT).

The 9-speed gearbox keeps RPMs low for maximum fuel efficiency and noise reduction, while the Isuzu-patented dual clutch system enables full power 'milli-second' upshifts to reduce torque loss and provide seamless shifting. It's so smooth, you'll forget you're in a truck.

The new transmission can be operated by AT driver's licence holders and is available with the 4JZ1 engine.



Advanced technology.

Innovation in every drive.

The new Ready-to-Work models are loaded with the latest technology and intelligent features designed to make your driving experience easier, safer and more enjoyable. Whether it's wipers that react to rain, lights that ensure you're always visible or having multimedia and navigation at your fingertips, you can rely on your Isuzu truck like never before.

MyIsuzu Co-Pilot AV System

The MyIsuzu Co-Pilot multimedia system features a 10.1 inch touch screen, Apple CarPlay, Android Auto, and digital/internet stations. Navigate through the menu, or for even greater convenience and safety, use voice-controls for many of the available functions. Hands-free Bluetooth and truck-specific navigation are standard.



LED Daytime Running Light

DRL is a strip of light integrated into the truck's headlamps that is turned on while driving with headlights off for extra visibility in all conditions.



Bi-LED Headlamp

Our innovative new headlamp design offers improved nighttime visibility with a larger area of illumination and Bi-LED beam for low and high beam performance.



Auto Wiper System

AWS uses a rain sensor to automatically wipe the windshield when needed and vary the frequency of the wipe, depending on the amount of rain detected. The level of raindrop sensitivity can be adjusted and, while AWS is operating, the wiper will be set to high if the sensor detects water splashed by an oncoming vehicle.

*On selected models.



Automatic Lighting System (Front and Rear)

ALS monitors exterior light levels and automatically turns on the headlights and tail-lights if needed.



Passive Entry and Start System

No more rummaging around for your key. PESS uses proximity sensors to detect the location of your truck's key fob and allows you to lock and unlock the vehicle's doors and start the engine without using a key.

*Available on all models except 4x4.



Electric Park Brake

Available on N Series models, EPB will automatically apply the park brake when activated by the driver, ensuring the correct amount of parking brake force is applied. EPB will automatically apply when the vehicle is in park.

Cab interior.

A smarter dash. A smoother ride.

With a new instrument cluster and steering wheel controls, the Ready-to-Work Series' all-new cabin interior offers maximum control at your fingertips. Its dash is packed with user-friendly features and devices designed to make every drive that little bit smoother.

The cabin also takes comfort to a whole new level, with automatic climate control and UV protection glass in the windscreen, door and backlight glass.



UV/IR Glass

Climate Control

Mylsuzu Co-Pilot AV System

Steering Wheel Controls

Multi-Information Display

Digital Instrument Cluster

The new Digital Instrument Cluster offers increased centre storage space, easier access for maintenance and the installation of advanced items.



Full Colour TFT Multi-Information Display

All new Ready-to-Work trucks feature a full colour, user-friendly 7" display between the speedometer and tachometer.



*F series models shown.

ISRI Seat

From long distance driving to short trips to the jobsite, the newly installed ISRI driver's seat is optimised to give you unrivalled support and comfort for the duration of your drive. Available on F Series models, the new seat uses ventilation and heating to keep drivers comfortable in any season, along with an armrest to reduce driving fatigue. It also incorporates an inner seat belt to reduce neck and shoulder pressure, a middle folded seat to support the driver's position, lumbar support, adjustable cushioning and rapid descend for easy access.



UV / IR Glass

Our new cabin glass keeps you comfortable and protects your skin by lowering the cabin temperature and reducing UV damage with up to 59% infrared ray protection and 99% ultraviolet ray protection in the windscreen and up to 90% ultraviolet ray protection in the door and backlight glass.



Climate Control

Whether you like it hot or need to keep your cool, the Automatic Climate Control system monitors the interior cabin temperature and sunlight intensity, and will heat or cool the cabin to your pre-set temperature. Crew Cab and 4x4 F Series models use an electric Manual Climate Control system.

Steering Wheel Controls

With a smaller diameter for car-like feel and control, easier handling and controls for the MID, safety systems, cruise control and an AV unit, the new F Series steering wheel is made for a smoother and more enjoyable drive.



Accessories.

Australia's no.1 truck, made more you.

From bullbars and tow bars to seat covers and camera systems, Isuzu has the perfect range of accessories to customise your Ready-to-Work truck. Every Isuzu Accessory is designed, tested and fitted to ensure they offer the same performance, safety and reliability as your Isuzu truck.

Front and Cargo Camera Kit

Weathershields

Ladder Racks

Tipper Toolbox

Cargo Management (ratchet straps, corner protection)

Reverse Alarms

Electric Trailer Brake Controller

All-View Monitoring System (includes front, cargo and side cameras)

Tow Bar

Lockable AdBlue® Tank Caps

Mudflaps

Wheel Nut Indicators

Roof Bar with Beacon

Chrome-Look Exterior Trims:

- Door handles
- Fender trim
- Side cab trim
- Roof trim

Side Camera kit (left and right)

Black and Chrome Grille

Bullbar

Choose your colour.

Personalise your Ready-to-Work truck cab with 14 colour options to choose from.



Trans Blue



Dark Blue



Purplish Blue



Marine Blue



Woodland Green



Sunbelt Green



Sahara Beige



Wheatland Yellow



Highway Orange



Cardinal Red



Geranium Red



Arc White



Polar White



Al. Gray

Exterior accessories.

Whether you're looking to add a little extra protection or a bit of bling, our exterior accessories cover styling, storage, protection, aerodynamics and more.

*Images for illustration purposes only.

*Colours available at additional cost. Check colour availability with your local dealer.



Seat Covers

Rubber Floor Mats

Storage Solutions

Multipurpose Switches

Dual USB-C / A Sockets

Tyre Pressure Monitoring System

Dash Mat

Interior accessories.

Your drive, your way.

Personalise every drive with accessories designed to give you more control, comfort and storage.

Whether it's seat covers for long days (or nights) behind the wheel, sunshades that keep your cab cool, a custom dash mat for extra style and protection, or floor mats that stand up to whatever you track in, every detail is designed to support you and your business.

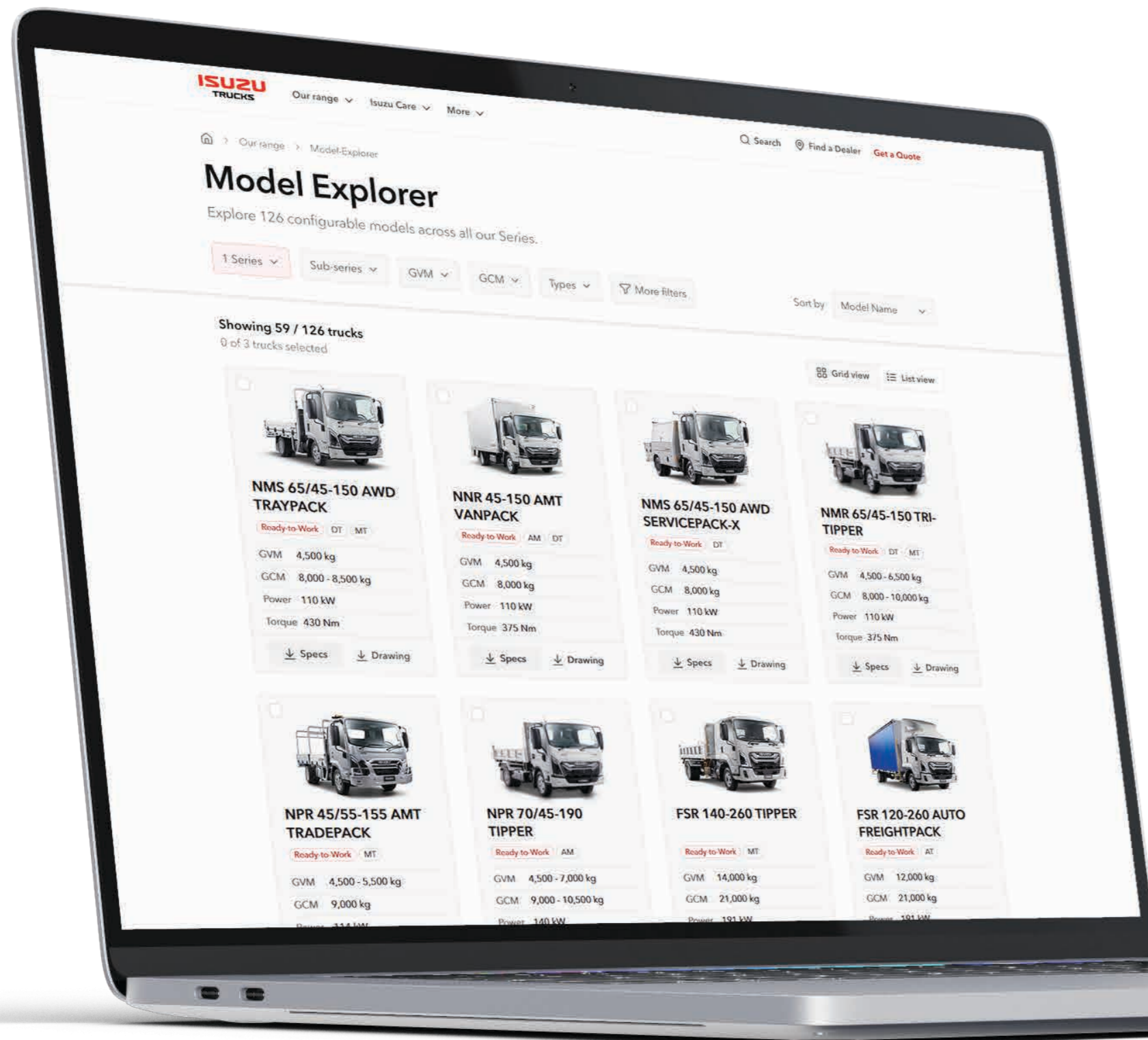
Specifications.

All the details at a glance.

You'll find high level specifications on our Ready-to-Work models on the opposite page. However, we recommend using the Isuzu Model Explorer to find the spec sheet for your business' needs.

View and download all specs sheets.

Scan to search, view and download full spec sheets for all Isuzu truck models using our Model Explorer.



Specifications table.

SUB SERIES	TRAYPACK NLR, NNR, NMS	TRADEPACK NPR	VANPACK NNR	SERVICEPACK NMS, NMR, NPR, NQS	TIPPER NKR, NLR, NMS, NMR, NPR, NQR, FRR, FSR	FREIGHTPACK FRR, FSR, FVL
GVM	4,500 - 6,500kg	4,500 - 7,000kg	4,500kg	4,500 - 8,000kg	4,500 - 14,000kg	11,000 - 26,000kg
GCM	8,000 - 10,000kg	8,000 - 10,500kg	8,000kg	8,000 - 10,500kg	8,000 - 21,000kg	18,500 - 32,000kg
Power (kW @ RPM)	110kW	129kW - 140kW	110kW	110 - 129kW	110 - 191kW	177 - 221kW
Torque (Nm @ RPM)	375 - 430Nm	430 - 513Nm	375Nm	375 - 460Nm	375 - 883Nm	765 - 984Nm
Cab	Day, Crew	Day	Day	Day	Day, Crew, Rest	Day, Rest
Wheelbase	2.5 - 3.4m	2.8 - 3.4m	3.4m	2.5 - 3.4m	2.5 - 4.7m	5.0 - 6.7m
Transmission	MT, DC	MT, DC	DC	DC	MT, DC, AMT, AT	AMT, AT

Warranty table.

MODEL	Vehicle	Roadside assist	Genuine accessories and RTW body equipment	Extended Care Warranty
ALL 4X2 (NLR, NMR, NNR, NPR, NQR, NKR)	6 years or 250,000km		3 years unlimited km	Not available
AWD and 4x4 (NMS, NPS & NQS)	3 years or 150,000km		3 years unlimited km	5 years or 250,000km
FSS & FTS	3 years or 200,000km	3 years	3 years unlimited km	
FRR, FRD, FSR, FSD	6 years or 300,000km	6 years	3 years unlimited km	
FVR, FVD, FVL, FVZ, FVY	6 years or 500,000km or 8,000 hours	6 years	3 years unlimited km	

*For illustration purposes only.

Isuzu Care.

A new level of support.

The all-new Isuzu truck range redefines safety, efficiency and comfort – and deserves the customer care programme to match.

Care comes in many forms at Isuzu, whether it's peace of mind that your truck is covered by an industry-leading 6 year warranty, having access to a suite of innovative support services or knowing that the part you need is never far away thanks to a state-of-the-art Australian distribution centre.



Dealer network.

Isuzu has an extensive network of dealers around Australia. So no matter where you are, you'll never be too far from a dealer if you need support.



ISUZU CARE



6 year factory warranty.

When we say reliability is everything, it's more than just talk. That's why our all-new Ready-to-Work trucks come with an industry-leading 6 year factory warranty on the cab chassis. Any Ready-to-Work bodies, all 4x4 models and harsh application vehicles are covered by a 3-year harsh application warranty.

6 year 24/7 roadside assist.

Isuzu Assist offers 24/7 roadside assistance for 6 years with all Ready-to-work trucks, except for 4x4 and harsh application vehicles which have 3 years coverage.



The pillars of Isuzu Care.

Isuzu Care is a combination of unique customer service and support programs, all working together seamlessly to redefine the experience of owning an Isuzu truck.

Customer support.

Our dedicated local specialists are on hand to ensure that every part of your business runs smoothly. These support services include industry best practices, offering leading customer engagement and feedback tools.

Productivity.

To get any job done, you need the right tools. Isuzu offers a wide range of truck models, supported by Australia's largest dealer network and innovative product design and support systems. All of these elements work together to enhance your business productivity.

Reliability.

Isuzu trucks are known for their reliability. But at Isuzu, reliability is a lot more than the truck itself. From our industry leading 6 year warranty and roadside assist package, to our state-of-the-art Australian parts distribution centre, we take 'reliability is everything' to a whole new level.

Service agreements.

Servicing made easier.

Few things cause as much pain to a business as a big, unexpected bill. And while we can't help with all of your outgoings, Isuzu's service agreements will flatten your truck servicing costs into a single, predictable, monthly payment (or upfront fee in the case of Isuzu Essentials).

Plus, looking after your truck pays bigger dividends than just smoothing out your servicing costs. Proper maintenance lowers the total cost of ownership, reduces downtime, and improves the revenue of every load. You can also rest easy knowing that with a service agreement, you'll be running a well-maintained fleet which means safer trucks for your drivers and protection for your business.



Isuzu Essentials.

Available on new trucks only and paid upfront, Isuzu Essentials covers your truck's first three regular services up to either your 36 month or 45,000 or 60,000km service (whichever comes first. Distance depends on truck model).

Genuine Filters & Lubricants*
Check & Report Fault Codes
Wheel Bearing Re-pack (F Series only)
Lubricating All Joints
Washer Fluids
Labour
Valve Adjustments
Consumables
Environmental

Isuzu Essentials Plus.

Essentials Plus is available on new trucks and trucks currently in use, up to 36 months old. This plan also covers consumables such as wiper blades, light globes, fuses and fan belts.

Genuine Filters & Lubricants
Check & Report Fault Codes
Wheel Bearing Re-pack
Lubricating All Joints
Globes - Stop, Tail, Number Plate, Indicator, Headlight, Interior
Wiper Blades
Relays & Fuses
Fan Belts & Coolant Hoses
Washer Fluids
Labour

Isuzu Total.

Our most comprehensive new truck service agreement. It covers everything included in Essentials Plus, as well as engine, transmission, driveline, brakes, suspension, and electrical componentry.

Genuine Filters & Lubricants
Check & Report Fault Codes
Wheel Bearing Re-pack
Lubricating All Joints
Globes - Stop, Tail, Number Plate, Indicator, Headlight, Interior
Wiper Blades
Relays & Fuses
Fan Belts & Coolant Hoses
Washer Fluids
Engine Components
Transmission Components
Brake Components

Extending your service agreement.

Available with Isuzu Essentials Plus and Isuzu Total.

Extended Care
Extended Assist
After-Hours Servicing

Glass Coverage
Fuel Card
Pick Up & Drop Off

Parts.

The perfect fit.

Legendary reliability is the sum of all Parts. With superior quality and fitment, choosing an Isuzu Part is a smart choice for your business.


Isuzu Parts are backed by industry-leading support and a 3 year warranty* for reduced downtime, so you can focus on the important tasks at hand. When fitted by an authorised Isuzu technician, Isuzu Parts can also help to extend the working life of your truck.

So if you're looking for value for money, safety and long-lasting performance, it has to be Isuzu.

*When fitted by an Isuzu Dealer.



Clutch



Filter



Radiator



ISUZU

RELIABILITY IS EVERYTHING

ISUZU.COM.AU



Isuzu Australia Limited ABN 97 006 962 572 ("IAL"). The information in this brochure was correct at time of printing, but all measurements, specifications and equipment are subject to change without notice. Bodies and equipment featured in this brochure may have changed, may not be genuine accessories and are available at an additional cost. IAL may make changes at any time without notice, in prices, colours, materials, equipment and models. IAL makes all reasonable attempts to ensure the availability of all vehicles and equipment. The information in this brochure is general in nature. Your Isuzu Truck Dealer can confirm all measurements, specifications and vehicle/equipment availability upon request. Any body illustrated is not necessarily standard equipment. Featured accessories not included as standard. OCT2025 FSA/ISZS2077